

This drawing is an instrument of service only, and is, and shall remain, the property of Stock&Noble Fencing Solutions. No reproduction or other use shall be made by any person or firm without written permission of Stock&Noble Fencing Solutions.

Written dimensions on this drawing shall have precedence over any scaled dimension. Do not scale this drawing for accurate dimensions, and notify Stock&Noble Fencing Solutions of any discrepancies.



 TYP. FENCE DETAIL

---

SCALE 1:30 MTS

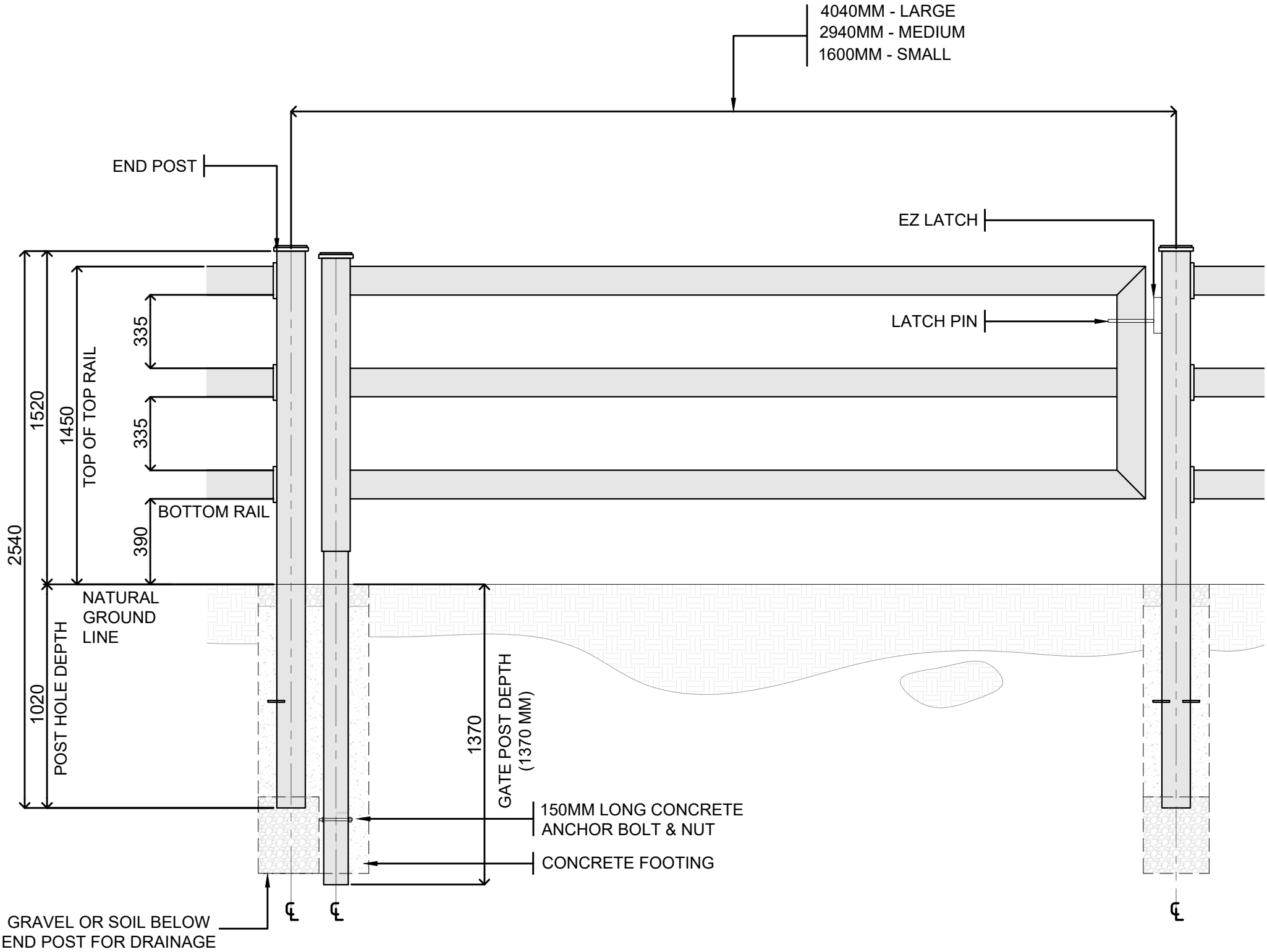
MEASUREMENTS SHOWN ARE A GUIDE ONLY. ALL ONSITE MEASUREMENTS SHOULD BE DOUBLE-CHECKED BEFORE MAKING PERMANENT.

[illegible]

# SINGLE GATE DIMENSIONS

This drawing is an instrument of service only, and is, and shall remain, the property of Stock&Noble Fencing Solutions. No reproduction or other use shall be made by any person or firm without written permission of Stock&Noble Fencing Solutions.

Written dimensions on this drawing shall have precedence over any scaled dimension. Do not scale this drawing for accurate dimensions, and notify Stock&Noble Fencing Solutions of any discrepancies.



## SINGLE GATE DETAIL

## SCALE

1:30 MTS

MEASUREMENTS SHOWN ARE A GUIDE ONLY. ALL ONSITE MEASUREMENTS SHOULD BE DOUBLE-CHECKED BEFORE MAKING PERMANENT.

**Stock**  **Noble**  
Fencing Solutions

19 RICHARDS ROAD, HOPPERS CROSSING, VIC, 3029

[illegible]

REV.	DATE	DESCRIPTION
------	------	-------------

OWNER AND ADDRESS:

PROJECT NAME AND ADDRESS:

### 3 RAIL PREMIUM STEEL POST & RAIL

PROJECT	SHEET NO.
DATE	
SCALE	

-THE MEASUREMENTS IN THIS DRAWING ALLOW FOR EZY LATCH MOUNTING.  
- IF NOT FITTING EZY LATCH SUBTRACT 40MM FROM OVERALL LENGTH.

Written dimensions on this drawing shall have precedence over any scaled dimension. Do not scale this drawing for accurate dimensions, and notify Stock&Noble Fencing Solutions of any discrepancies.

---



MEASUREMENTS SHOWN ARE A GUIDE ONLY. ALL ONSITE MEASUREMENTS SHOULD BE DOUBLE-CHECKED BEFORE MAKING PERMANENT.

[illegible]

This drawing is an instrument of service only, and is, and shall remain, the property of Stock&Noble Fencing Solutions. No reproduction or other use shall be made by any person or firm without written permission of Stock&Noble Fencing Solutions.

Written dimensions on this drawing shall have precedence over any scaled dimension. Do not scale this drawing for accurate dimensions, and notify Stock&Noble Fencing Solutions of any discrepancies.



REV.	DATE	DESCRIPTION
------	------	-------------

OWNER AND ADDRESS:

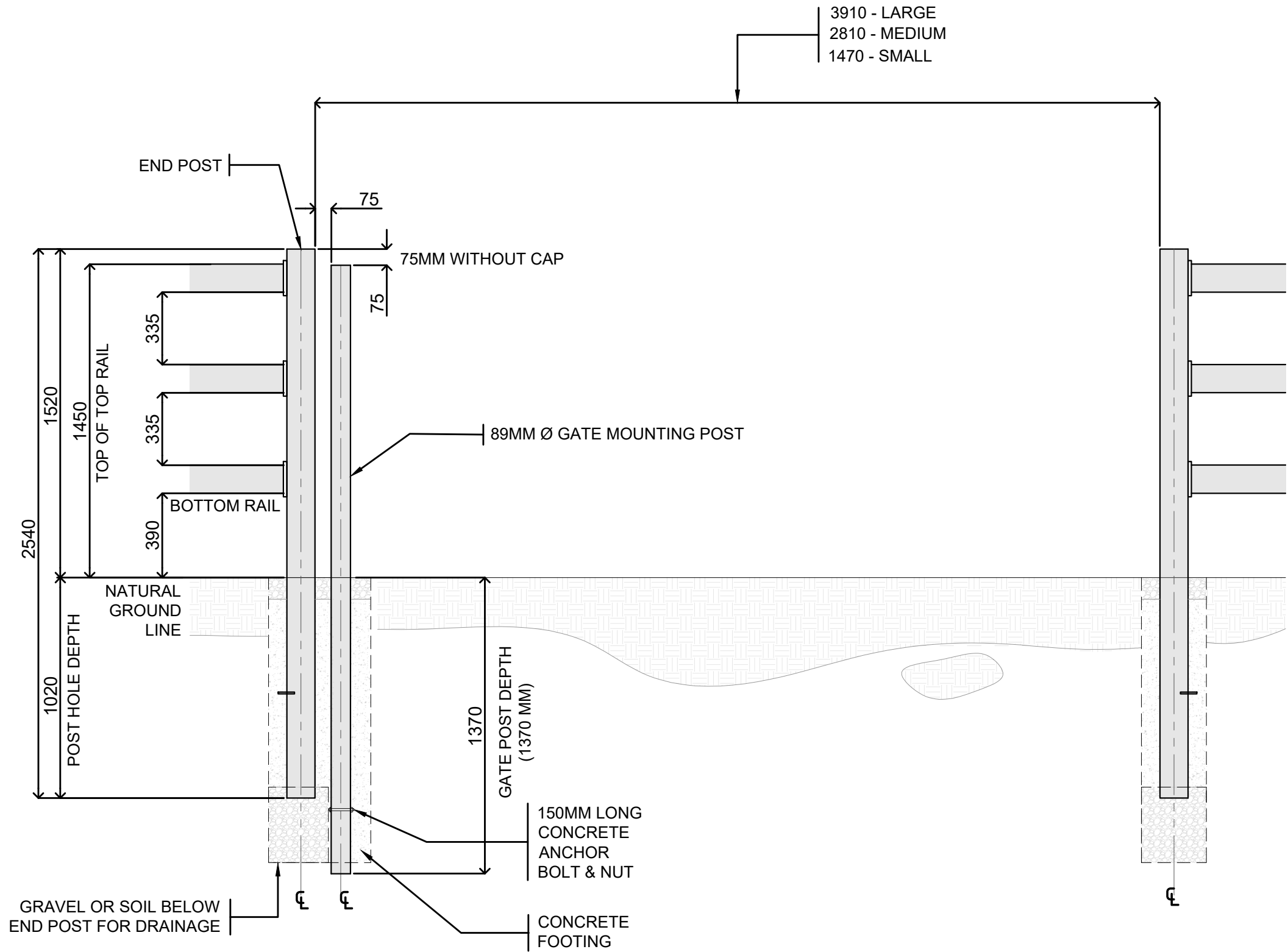
PROJECT NAME AND ADDRESS:

3 RAIL PREMIUM  
STEEL POST & RAIL

PROJECT	SHEET NO.
DATE	
SCALE	

# SINGLE GATE SET UP

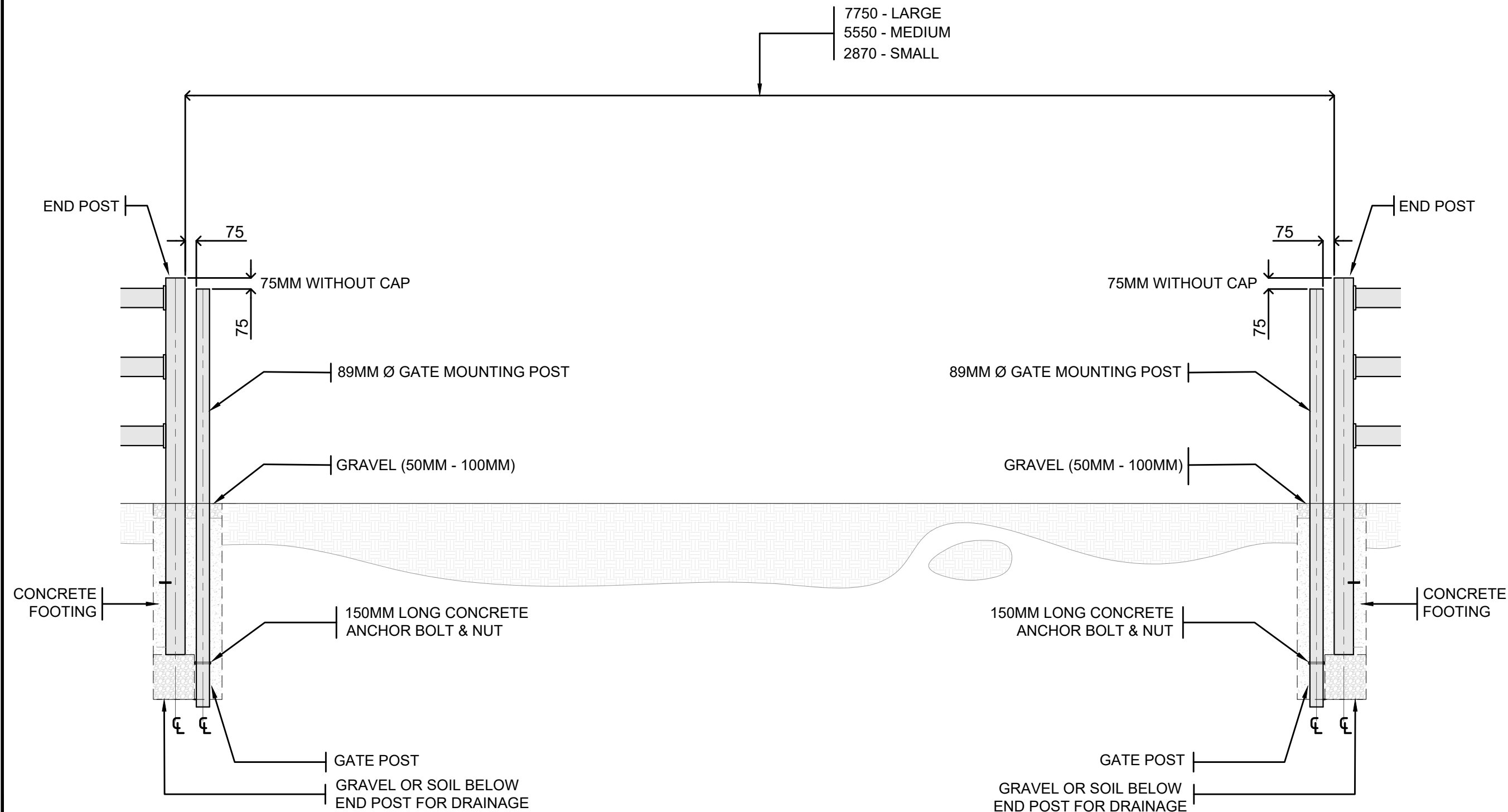
THE MEASUREMENTS IN THIS DRAWING ALLOW FOR EZY LATCH MOUNTING.



MEASUREMENTS SHOWN ARE A GUIDE ONLY. ALL ONSITE MEASUREMENTS SHOULD BE DOUBLE-CHECKED BEFORE MAKING PERMANENT.

# DOUBLE GATE SET UP

-THE MEASUREMENTS IN THIS DRAWING ALLOW FOR EZY LATCH MOUNTING.  
- IF NOT FITTING EZY LATCH SUBTRACT 40MM FROM OVERALL LENGTH.



MEASUREMENTS SHOWN ARE A GUIDE ONLY. ALL ONSITE MEASUREMENTS  
SHOULD BE DOUBLE-CHECKED BEFORE MAKING PERMANENT.

This drawing is an instrument of service only,  
and is, and shall remain, the property of  
Stock&Noble Fencing Solutions. No reproduction or  
other use shall be made by any person or firm without  
written permission of Stock&Noble Fencing Solutions.

Written dimensions on this drawing shall have  
precedence over any scaled dimension. Do not  
scale this drawing for accurate dimensions,  
and notify Stock&Noble Fencing Solutions of any  
discrepancies.

**Noble**  
Fencing Solutions  
**Stock**

19 RICHARDS ROAD, HOPPERS CROSSING, VIC, 3029

REV.	DATE	DESCRIPTION
------	------	-------------

OWNER AND ADDRESS:

PROJECT NAME AND ADDRESS:

3 RAIL PREMIUM  
STEEL POST & RAIL

PROJECT	SHEET NO.
DATE	
SCALE	