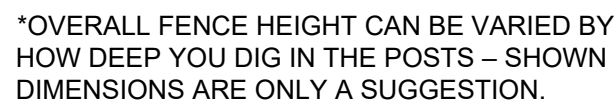


This drawing is an instrument of service only, and is, and shall remain, the property of Stock&Noble Fencing Solutions. No reproduction or other use shall be made by any person or firm without written permission of Stock&Noble Fencing Solutions.

Noble
Fencing Solutions

Stock

19 HIGHLANDS ROAD, HOFFERLENS CROSSING, VIC, 3023



TYP. FENCE DETAIL

1:30 MTS

MEASUREMENTS SHOWN ARE A GUIDE ONLY. ALL ONSITE MEASUREMENTS SHOULD BE DOUBLE-CHECKED BEFORE MAKING PERMANENT.

[illegible]

REV.	DATE	DESCRIPTION
------	------	-------------

OWNER AND ADDRESS:

PROJECT NAME AND ADDRESS:

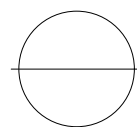
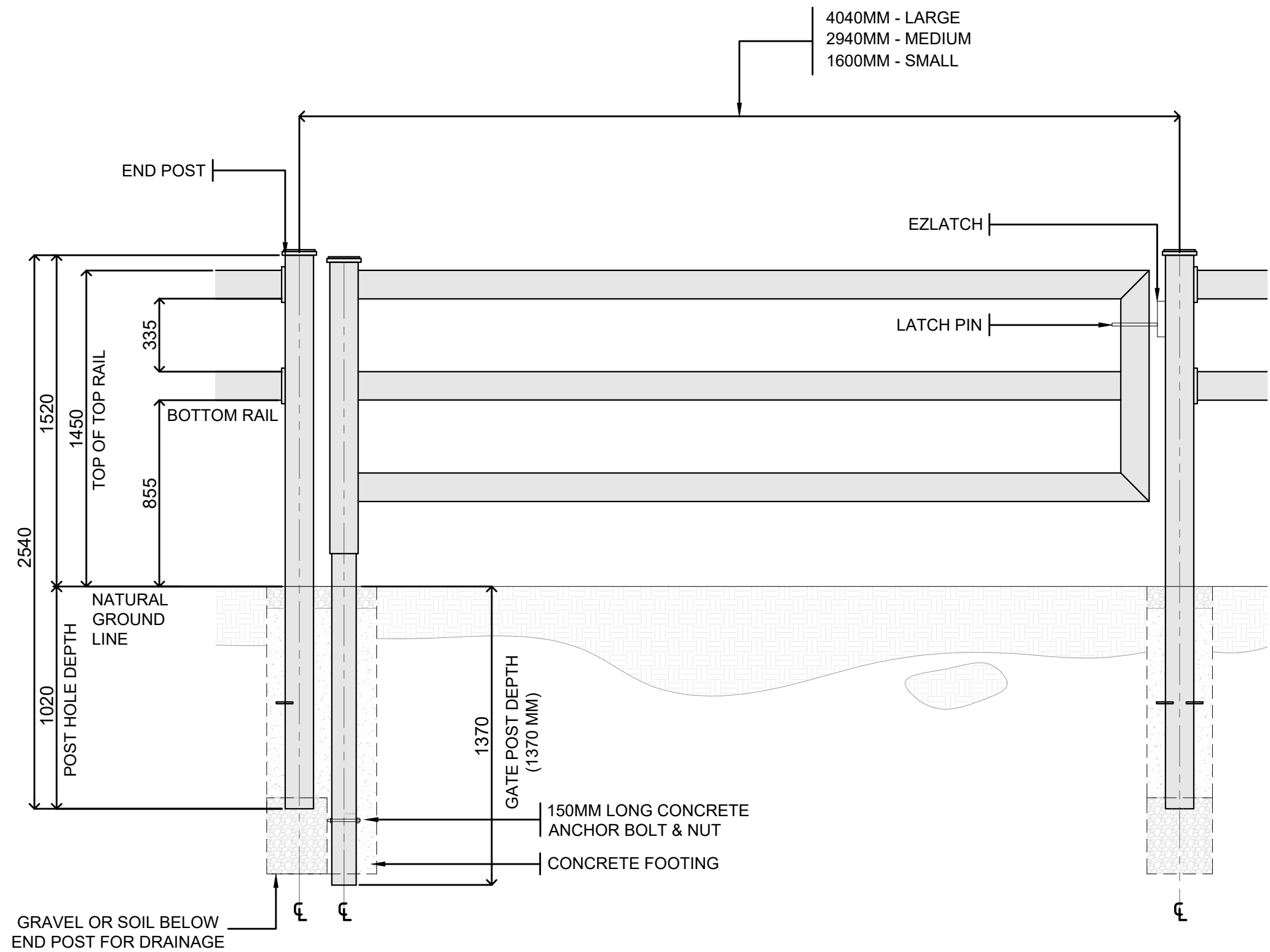
2 RAIL PREMIUM STEEL POST & RAIL

PROJECT	SHEET NO.
DATE	
SCALE	

SINGLE GATE DIMENSIONS

This drawing is an instrument of service only, and is, and shall remain, the property of Stock&Noble Fencing Solutions. No reproduction or other use shall be made by any person or firm without written permission of Stock&Noble Fencing Solutions.

Written dimensions on this drawing shall have precedence over any scaled dimension. Do not scale this drawing for accurate dimensions, and notify Stock&Noble Fencing Solutions of any discrepancies.



SINGLE GATE DETAIL

SCALE

1:30 MTS

MEASUREMENTS SHOWN ARE A GUIDE ONLY. ALL ONSITE MEASUREMENTS SHOULD BE DOUBLE-CHECKED BEFORE MAKING PERMANENT.

Stock **Noble**
Fencing Solutions

19 RICHARDS ROAD, HOPPERS CROSSING, VIC, 3029

REV.	DATE	DESCRIPTION
------	------	-------------

OWNER AND ADDRESS:

PROJECT NAME AND ADDRESS:

2 RAIL PREMIUM
STEEL POST & RAIL

PROJECT	SHEET NO.
DATE	
SCALE	

-THE MEASUREMENTS IN THIS DRAWING ALLOW FOR EZY LATCH MOUNTING.
- IF NOT FITTING EZY LATCH SUBTRACT 40MM FROM OVERALL LENGTH.

Written dimensions on this drawing shall have precedence over any scaled dimension. Do not scale this drawing for accurate dimensions, and notify Stock&Noble Fencing Solutions of any discrepancies.

[illegible]

MEASUREMENTS SHOWN ARE A GUIDE ONLY. ALL ONSITE MEASUREMENTS SHOULD BE DOUBLE-CHECKED BEFORE MAKING PERMANENT.

REV.	DATE	DESCRIPTION
OWNER AND ADDRESS:		

2 RAIL PREMIUM
STEEL POST & RAIL

PROJECT	SHEET NO.
DATE	
SCALE	

THE MEASUREMENTS IN THIS DRAWING ALLOW FOR EZY LATCH MOUNTING.

Written dimensions on this drawing shall have precedence over any scaled dimension. Do not scale this drawing for accurate dimensions, and notify Stock&Noble Fencing Solutions of any discrepancies.

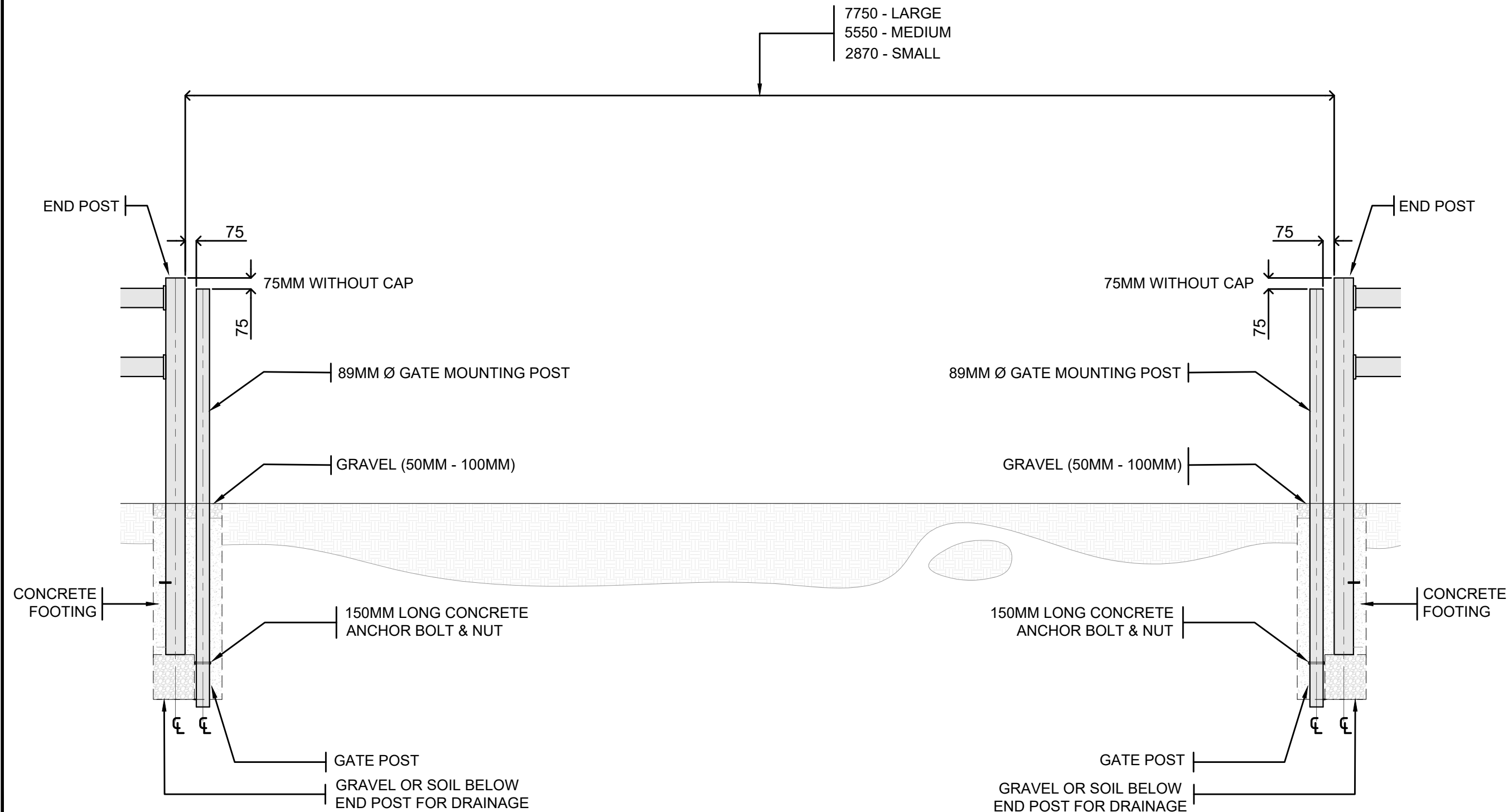
[illegible]

MEASUREMENTS SHOWN ARE A GUIDE ONLY. ALL ONSITE MEASUREMENTS SHOULD BE DOUBLE-CHECKED BEFORE MAKING PERMANENT.

[illegible]

DOUBLE GATE SET UP

-THE MEASUREMENTS IN THIS DRAWING ALLOW FOR EZY LATCH MOUNTING.
- IF NOT FITTING EZY LATCH SUBTRACT 40MM FROM OVERALL LENGTH.



MEASUREMENTS SHOWN ARE A GUIDE ONLY. ALL ONSITE MEASUREMENTS
SHOULD BE DOUBLE-CHECKED BEFORE MAKING PERMANENT.

This drawing is an instrument of service only,
and is, and shall remain, the property of
Stock&Noble Fencing Solutions. No reproduction or
other use shall be made by any person or firm without
written permission of Stock&Noble Fencing Solutions.

Written dimensions on this drawing shall have
precedence over any scaled dimension. Do not
scale this drawing for accurate dimensions,
and notify Stock&Noble Fencing Solutions of any
discrepancies.

Noble
Fencing Solutions
Stock

19 RICHARDS ROAD, HOPPERS CROSSING, VIC, 3029

REV.	DATE	DESCRIPTION
OWNER AND ADDRESS:		

PROJECT NAME AND ADDRESS:
**2 RAIL PREMIUM
STEEL POST & RAIL**

PROJECT	SHEET NO.
DATE	
SCALE	